




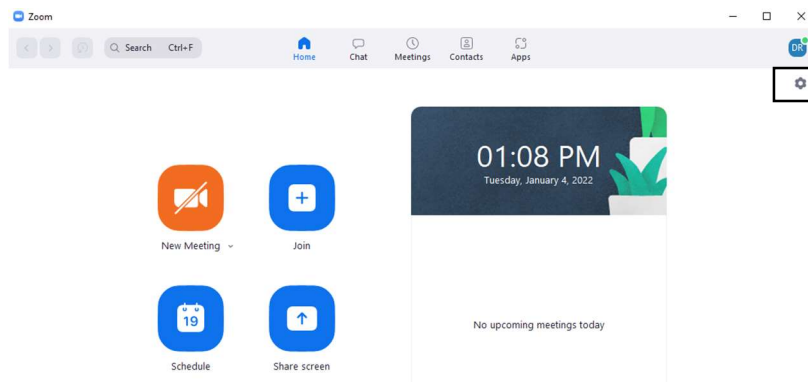
Adding a Zoom Background

This guide assumes you are logged into a Zoom account on your computer.

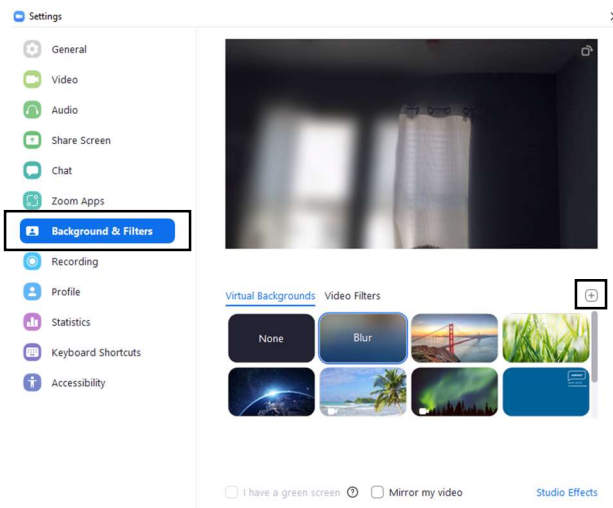
Open **'Zoom'**



Click on the **'gear'** on the top right corner of the screen.

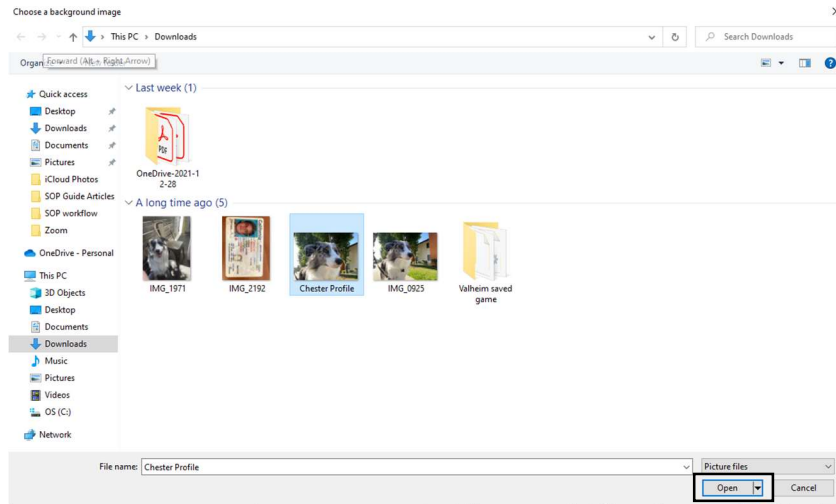


Click on **'Background & Filters'**. Then click on an existing background or the **'+'** sign then **'Add Image'** to browse your computer and add a new background.





Browse through your computer and find a picture, click on it, and then click **'Open'**.



You've successfully added a background image, next time you join a zoom meeting it will be your default background.

