



(646)758-6606

support@candootech.com

candootech.com

Candoo How to Use Instagram

To print this guide, go to "File" and click "Print".

What is Instagram?	1
How to Sign up for Instagram	1
How to Navigate Instagram	2
How to Post on Instagram	7
How to Search for Someone's Account	10
How to Follow Someone	11



(646)758-6606

support@candootech.com

candootech.com

What is Instagram?

Instagram is a free photo and video-sharing tool. It's a popular social media app that lets you connect with friends and family.

How to Sign up for Instagram

Step 1 - Download the Instagram app from the App Store (iPhone) or Google Play Store (Android).

Step 2 - Enter your email address/ phone number, your name, create a username for the account (this can be changed at any time), and create a password. Once you enter all the information click the blue 'Sign Up' button. You also have the option to sign up with your Facebook account.



(646)758-6606


support@candootech.com

candootech.com

The image shows a screenshot of the Instagram sign-up page. The word "Instagram" is at the top in a cursive font. Below it is the text "Sign up to see photos and videos from your friends." There are two main paths: "Log in with Facebook" (highlighted with an orange box) and a form for manual sign-up (also highlighted with an orange box). The form includes fields for "Mobile Number or Email", "Full Name", "Username", and "Password". Below the form is a privacy notice and a "Sign up" button (highlighted with an orange box).

Instagram

Sign up to see photos and videos from your friends.

 Log in with Facebook

OR

Mobile Number or Email

Full Name

Username

Password


People who use our service may have uploaded your contact information to Instagram. [Learn More](#)

By signing up, you agree to our [Terms](#) , [Privacy Policy](#) and [Cookies Policy](#) .

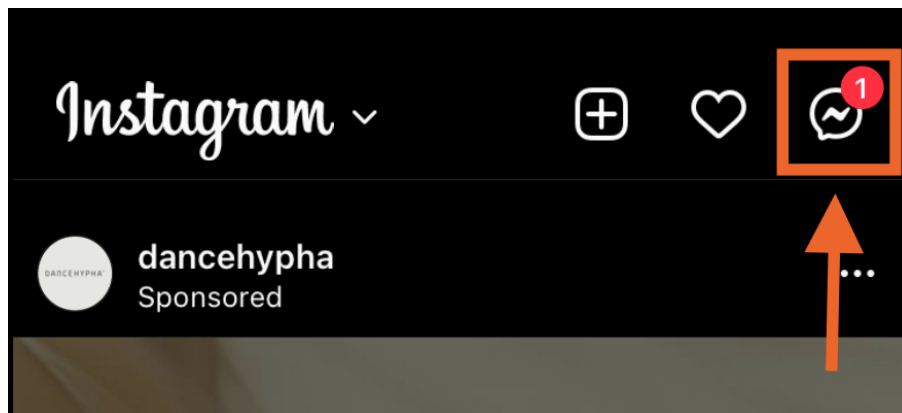
Sign up

How to Navigate Instagram

Step 1 - The Heart icon in the top right corner will show you all your notifications such as comments or likes on your posts and when people follow your account.



Step 2 - The lightning bolt in the message icon will show your direct messages from your followers or other users.



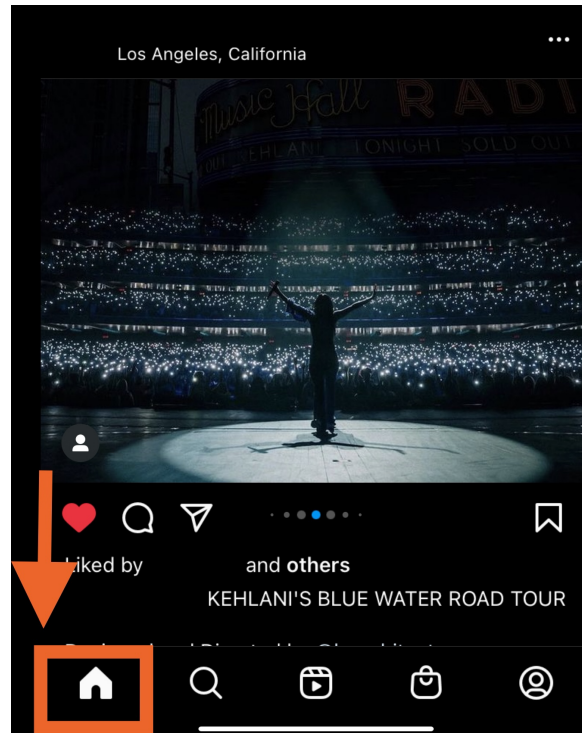
Step 3 - The Home tab is the default tab on which you begin - this is called your 'feed', a collection of all of the new posts from people you follow.



(646)758-6606

support@candootech.com

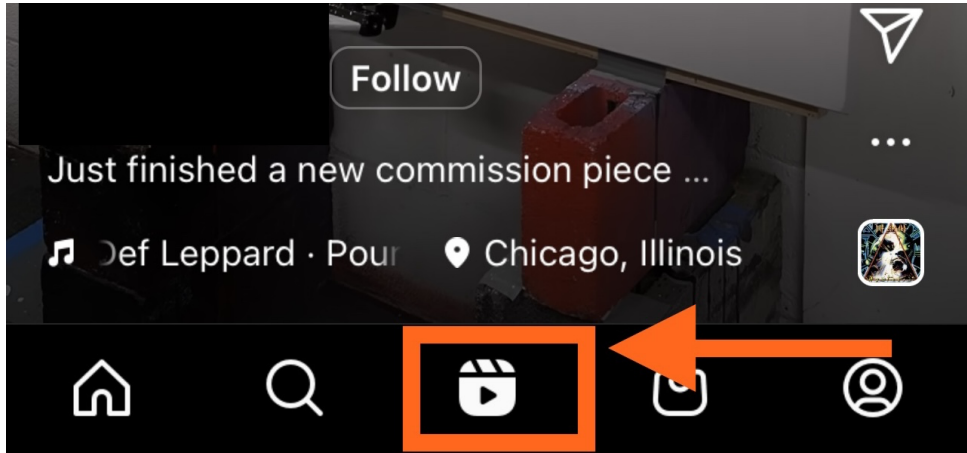
candootech.com




Step 4 - The "Search" page allows you to search for account or keywords within the app. This page will also display popular posts Instagram suggests.



Step 5 - The "Reels" tab will display short videos from popular accounts.



Step 6 - The "Shopping" tab is where you can shop for products from clothing, home decor, or beauty products.




Step 7 - Lastly, your profile. The profile tab will display your profile which can be made public for everyone to see or a private page. This will display all the posts you've posted.

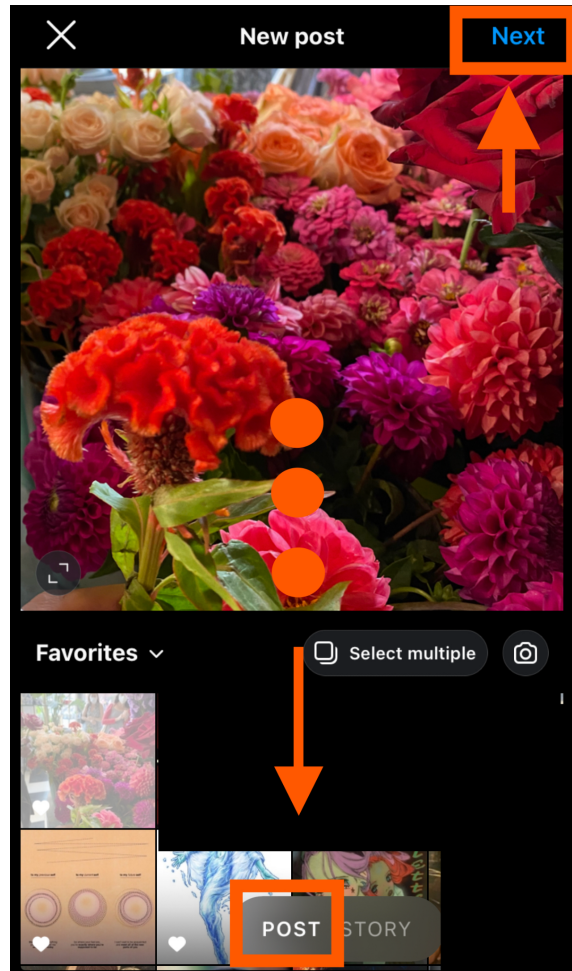


How to Post on Instagram

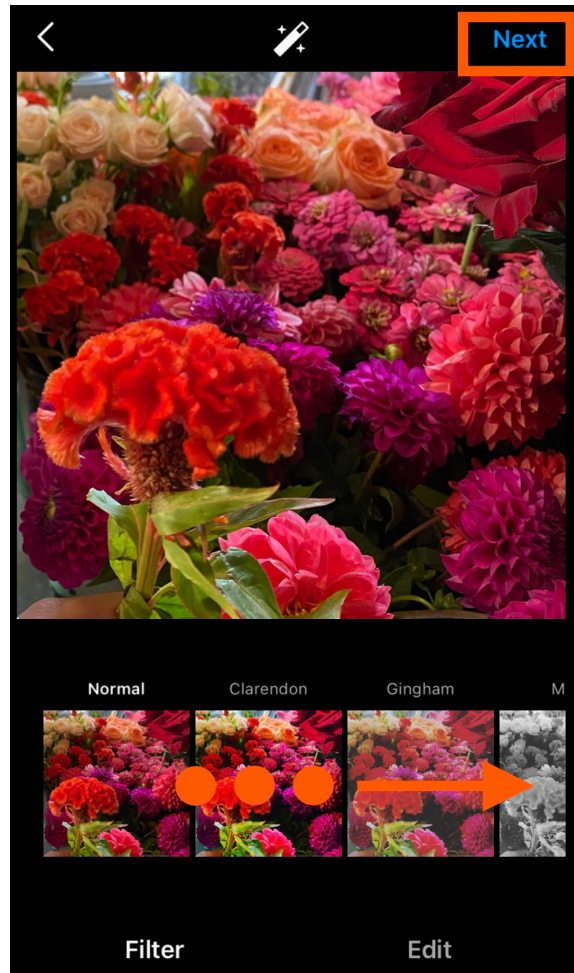
Step 1 - Click the "+" icon at the top-right hand corner.



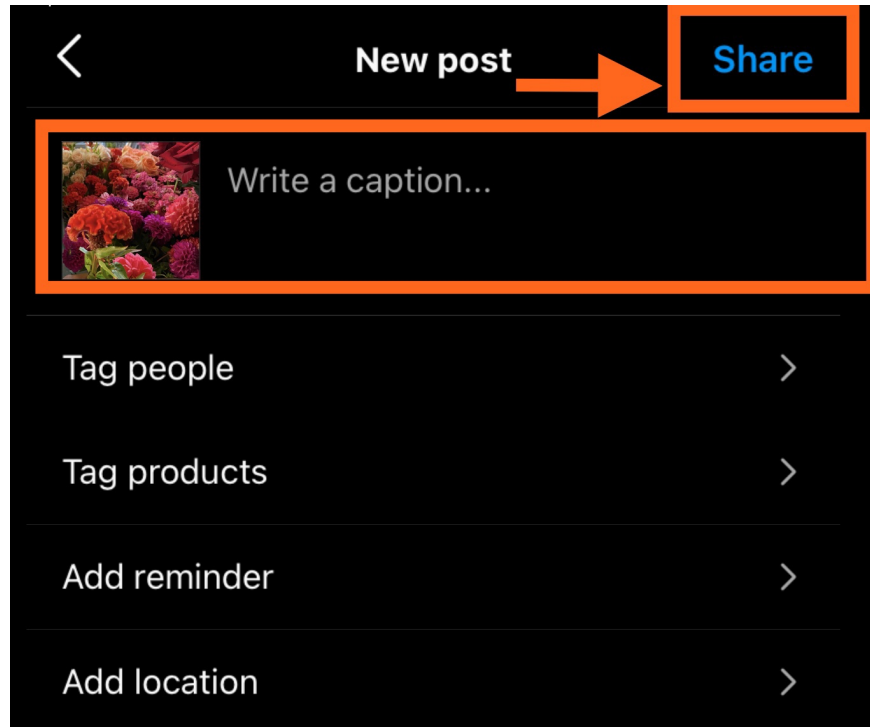
Step 2 - You can look through your Photos library on your phone or you can take a new picture or video from right within Instagram. In the example shown below, I chose a picture from my library. Scroll down to see the photos in your library and tap on the one you want to post. Then, click "Next" in the top right corner.



Step 3 – If desired you can edit your photo or video by adding a filter. You can scroll through the carousel and click any filters to apply them to your image.




Step 4 - Now, you can add a caption, tag people (you can only tag someone if they also have an Instagram account), and add a location. When you're ready to publish, click "Share" in the top right.

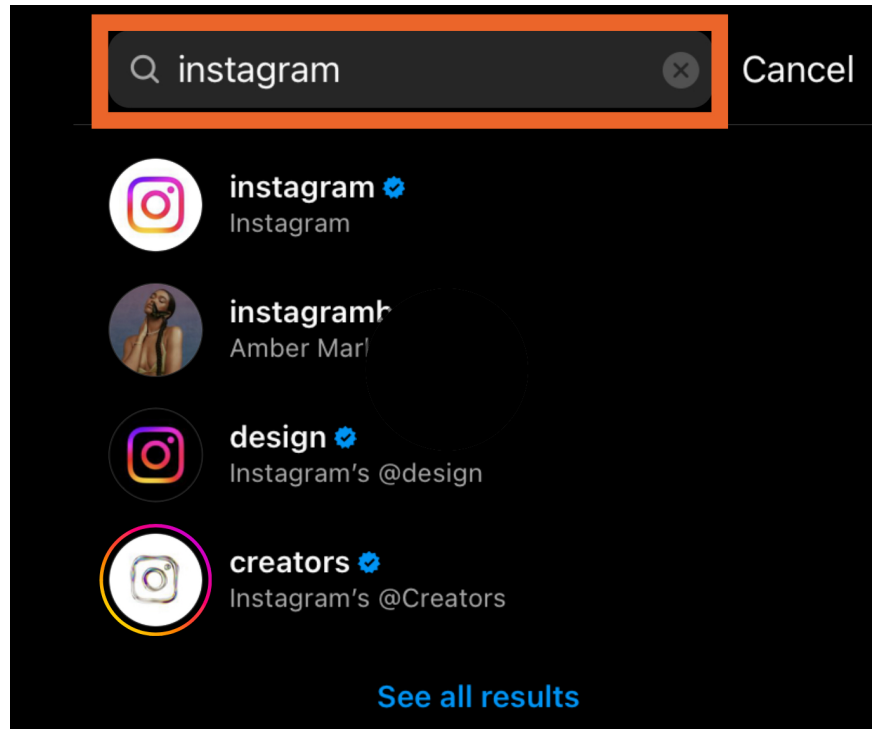


How to Search for Someone's Account

Step 1 – Click on the search icon at the bottom of your screen.



Step 2 – Next, type in a person or topic in the search bar. Tap on the account you want to view.



How to Follow Someone

Step 1 - Tap on the account you want to follow. you'll see a blue "Follow" button at the top. For public profiles, you can click and immediately begin following that account. However, if the profile is private, you may need to wait for them to accept you first.

