



(646)758-6606

support@candootech.com

candootech.com



Candoo How to Use the Walgreens App

To print this guide, go to "File" and click "Print"

Table of Contents

- How to Create a Walgreens account..... 2
- How to Refill/manage prescriptions..... 7
- How to Find Care..... 9
- How to Shop and find coupons..... 11
- How to Order Photos..... 14



(646)758-6606
support@candootech.com
candootech.com

How to Create a Walgreens account

Step 1

Tap to open the Walgreens app.





(646)758-6606

support@candootech.com

candootech.com

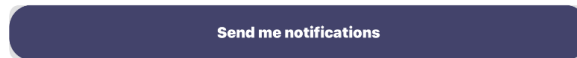
Step 2

There will be an option to receive notifications from the app. Choose "Send me notifications" or "Skip"



Stay connected with us

Turn on notifications to get timely updates from us on your prescriptions, coupons, and more.



Next, the app will search for your nearest Walgreens store based on your device location. Choose either "Continue" or to manually search tap on "Enter ZIP code, or city & state".



We'll help you save in store

Use your device's location to find your nearest Walgreens and access in-store offers while you're here.





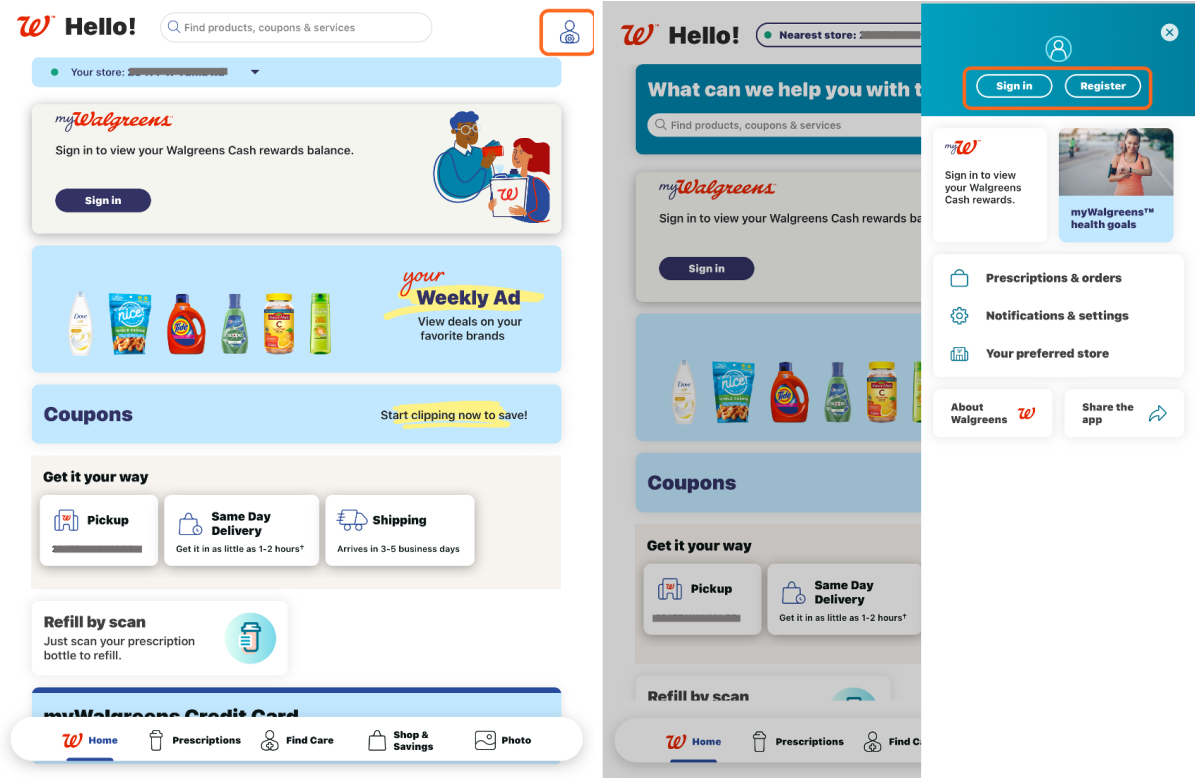
(646)758-6606

support@candootech.com

candootech.com

Step 3

The Home Screen for the Walgreens app will appear next. To sign in or register for a new account, tap the icon in the top right corner of the screen. On the side menu that appears on the right, you can tap on either 'Sign in' or 'Register' on the top. In this example, we will choose to register for a new account.





(646)758-6606

support@candootech.com

candootech.com

Step 4

To create an account, simply enter your First & Last Name, email, and create a password. After tapping 'Continue', you will then be asked if you would like to join as a *myWalgreens* member or link an existing account. You can also choose to do this later.

Register

Create your Walgreens.com account

Already have a Walgreens.com account? [Sign in](#)

First name

Last name

Email

By providing your email you are consenting to receiving marketing email. You can manage your preferences within your [notifications settings](#).

Password

View our [Online Privacy and Security Policy](#) to learn how we protect your information. Please do not create an account if you are a California resident under the age of 16.

Continue

Join myWalgreens™

myWalgreens

Already a myWalgreens member?

Have you previously become a member of myWalgreens in-store or online?

Member benefits

- ✓ **Save money**
Unlock sale prices and earn unlimited 1% Walgreens Cash rewards storewide
- ✓ **Save time**
Pick up essentials in as little as 30 minutes at the drive-thru, curbside, or in store
- ✓ **Stay healthy**
Stay informed with real-time local environmental and health forecasts
- ✓ **Achieve goals**
Earn bonus Walgreens Cash rewards for reaching health goals
- ✓ **Give back**
Donate your Walgreens Cash rewards to make an impact
- ✓ **Make it your own**
Get personalized deals, product recommendations and more when you complete your profile

Learn more by visiting [myWalgreens.com](#).

Yes

No, join now

Maybe later



(646)758-6606

support@candootech.com

candootech.com

Step 5

If you already have a *myWalgreens* membership, you will then enter the phone number and ZIP code that are associated with it. Please note: a verification code may be sent to the phone number to confirm the adding membership.

There will be a confirmation message that will appear once the registration is complete!

Register

Create your Walgreens.com account

Already have a Walgreens.com account? [Sign in](#)

First name

Last name

Email

By providing your email you are consenting to receiving marketing email. You can manage your preferences within your [notifications settings](#).

Password

myWalgreens

Join or link your myWalgreens™ membership.

Mobile number

ZIP code

I am 16 or over and I accept [myWalgreens Terms & Conditions](#)

View our [Online Privacy and Security Policy](#) to learn how we protect your information. Please do not create an account if you are a California resident under the age of 16.

[Continue](#)



You're all set! Thanks for joining myWalgreens™.

Start saving your way. Try Wallet for in store checkout.

- ✓ **Fast, secure, contactless checkout.** Just add a credit card to get started.
- ✓ **Never lose another receipt.** We'll save them for you in your Wallet.
- ✓ **Redeem Walgreens Cash rewards** instantly at checkout.

[Get started](#)

[Done](#)



(646)758-6606

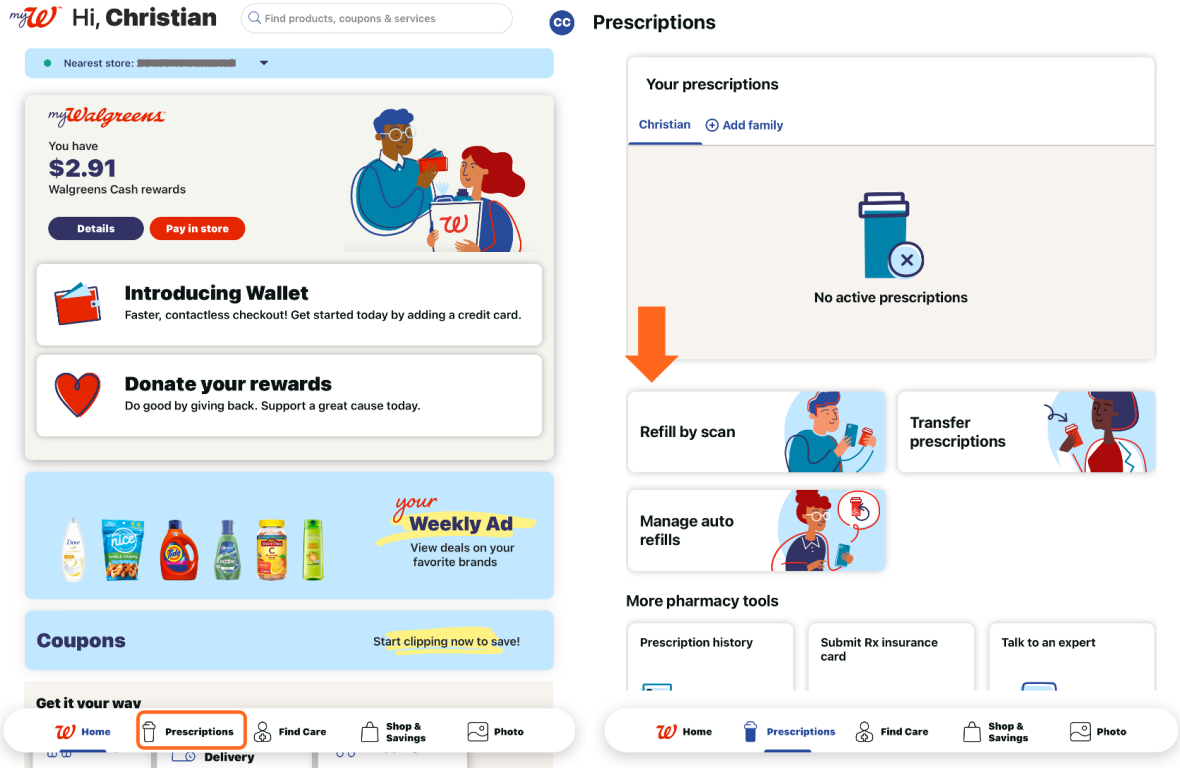
support@candootech.com

candootech.com

How to Refill/manage prescriptions

Step 1

Once logged in, you can refill and manage your prescriptions. Start by tapping on “Prescriptions” at the bottom of the main screen. On the prescription screen, you can tap on “Refill by scan” to use the camera on your device to take a picture of the barcode from your prescription bottle. You can also type your prescription number to refill.





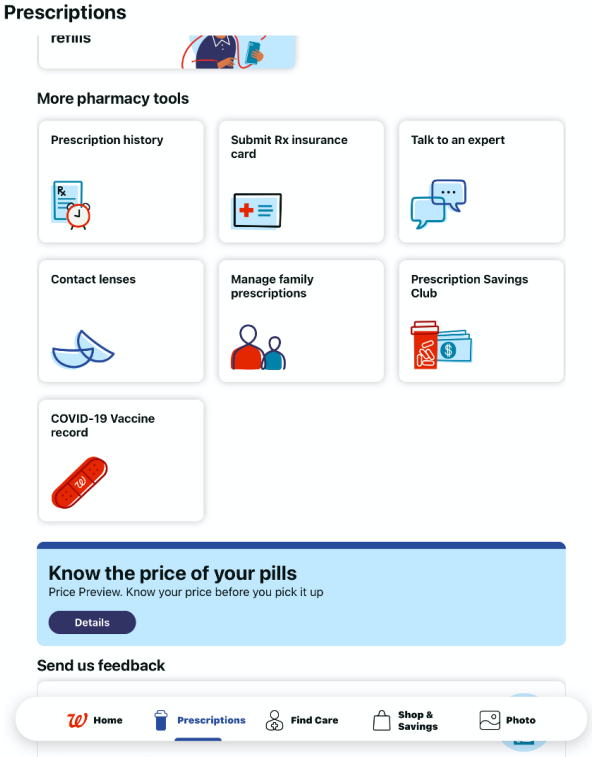
(646)758-6606

support@candootech.com

candootech.com

Step 2

You can also swipe down on the Prescriptions screen to view additional pharmacy tools and options- such as: Submit your prescription insurance card, Talk to an expert, and Manage family prescriptions.





(646)758-6606

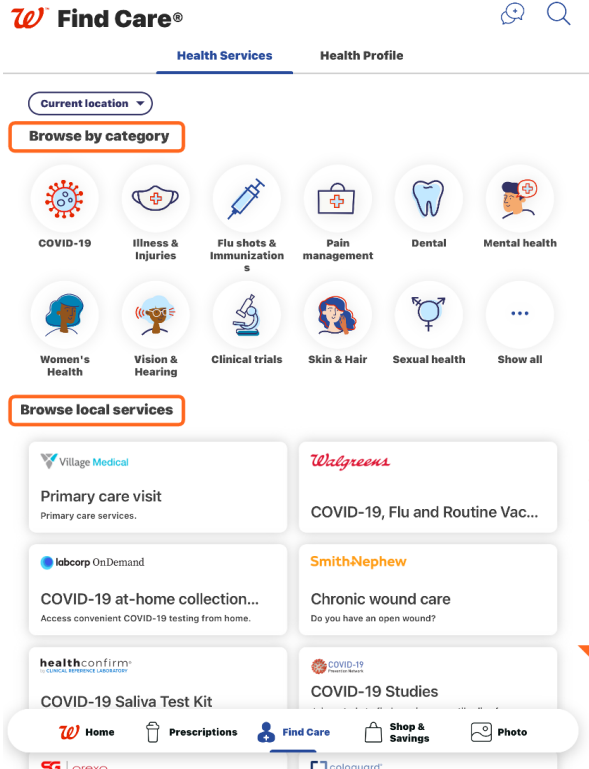
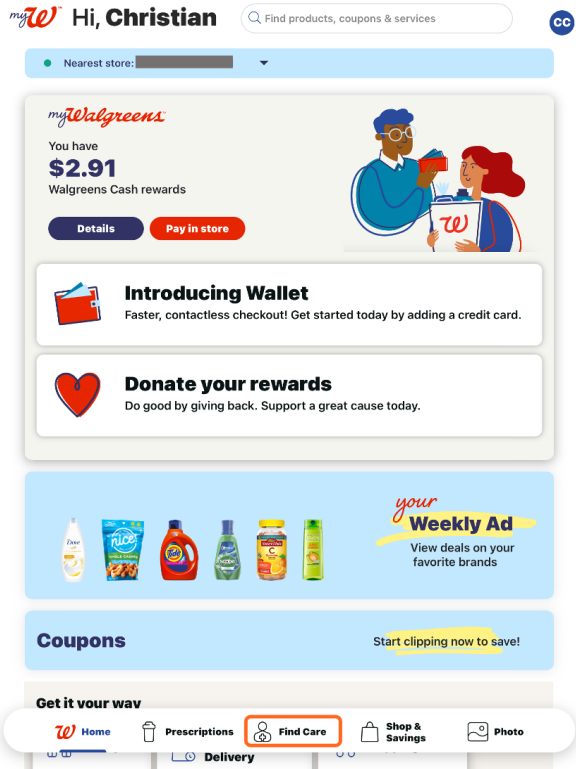
support@candootech.com

candootech.com

How to Find Care

Step 1

To explore options for care, tap on "Find Care" at the bottom of the main screen. On the Find Care main screen, you can browse care options by category, view local services, and continue to view other options by scrolling down the page.





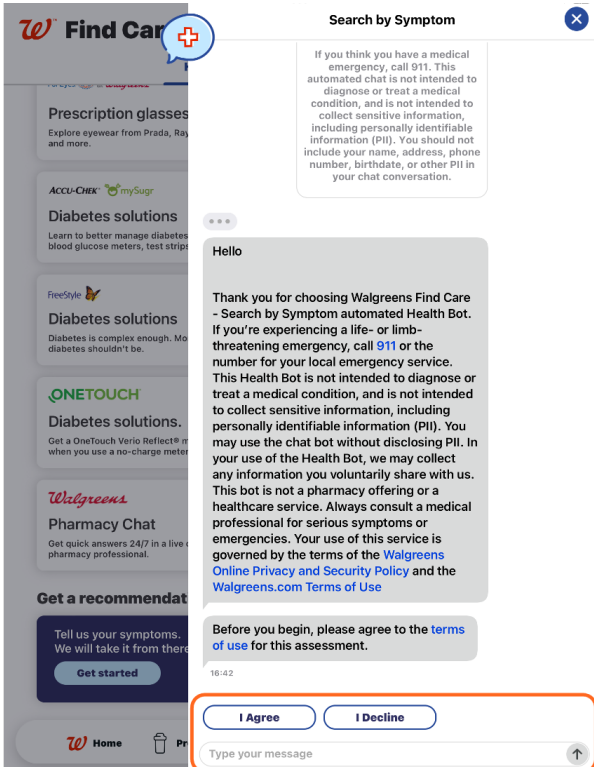
(646)758-6606

support@candootech.com

candootech.com

Step 2

At the bottom of the screen, there is an option to receive a recommendation on the type of care needed by sharing the symptoms that you may be experiencing. Start the conversation by tapping on "Get Started" and then answering the prompts to begin the assessment.





(646)758-6606

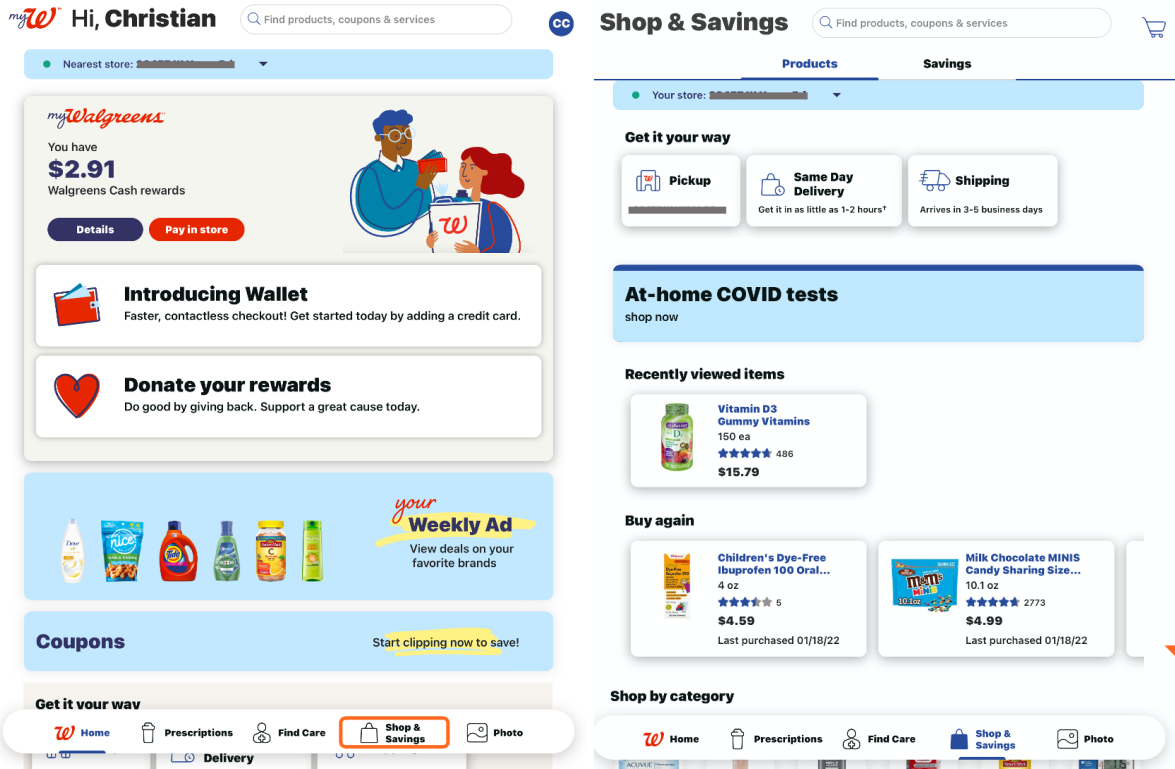
support@candootech.com

candootech.com

How to Shop and find coupons

Step 1

Shopping for items and discovering coupons are another feature of the Walgreens app. Tap "Shop & Savings" at the bottom of the main screen. You can shop for items by browsing and scrolling through the shopping screen.





(646)758-6606

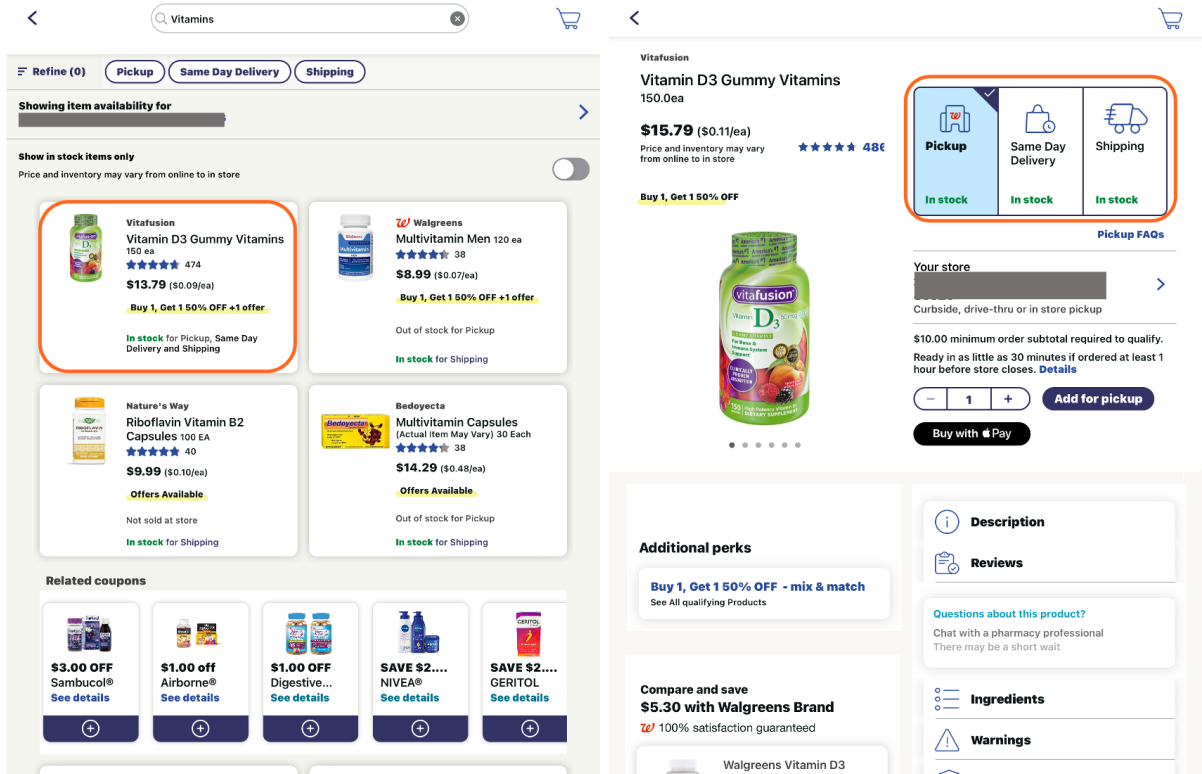
support@candootech.com

candootech.com

Step 2

To search for an item, such as vitamins, tap on the search bar at the top of the screen, type in what you are looking for, and tap on *Go* on the keyboard to start the search.

Tap on a search result and select if you would like pickup at your nearby store, delivered the same day, or shipped.



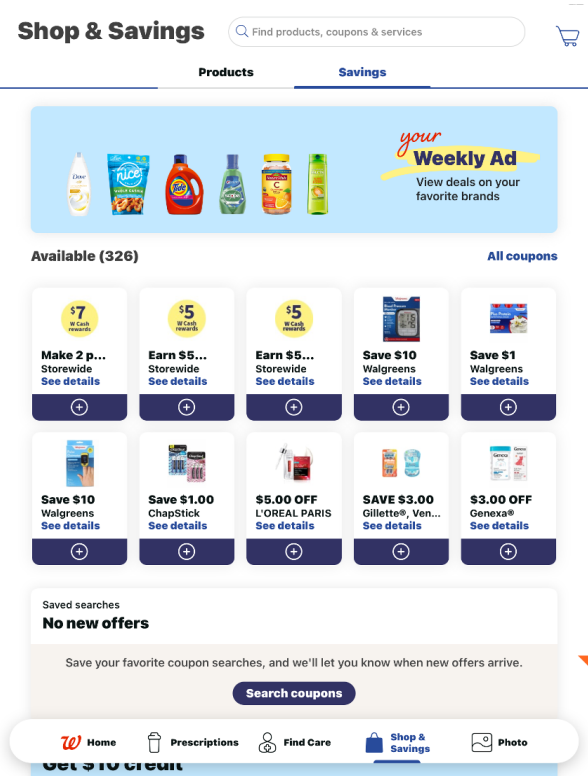


(646)758-6606

support@candootech.com
candootech.com

Step 3

To browse and search available coupons or view the Weekly Ad, tap on the "Savings" tab (right below the search bar) at the main Shop & Savings screen.





(646)758-6606

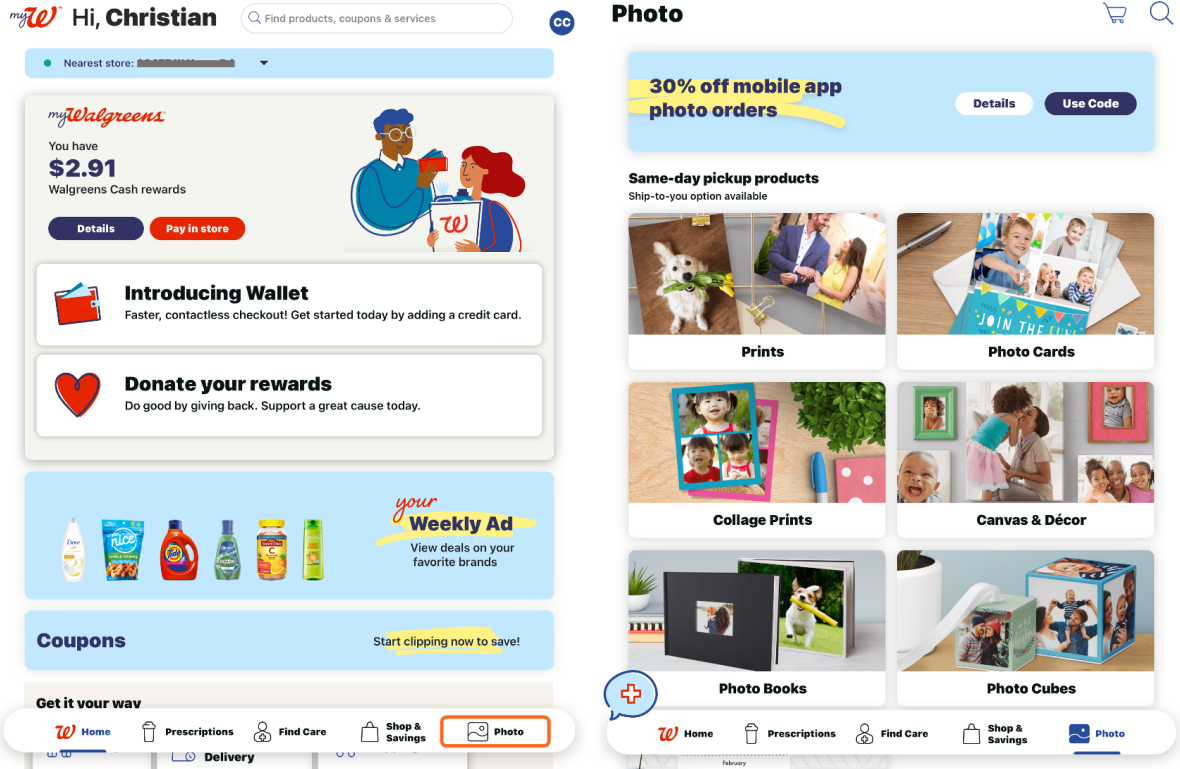
support@candootech.com

candootech.com

How to Order photos

Step 1

To order prints or other custom photo-related items, tap on "Photo" at the bottom of the main screen. Once you have selected the type of photo order you want, tap on the corresponding option.



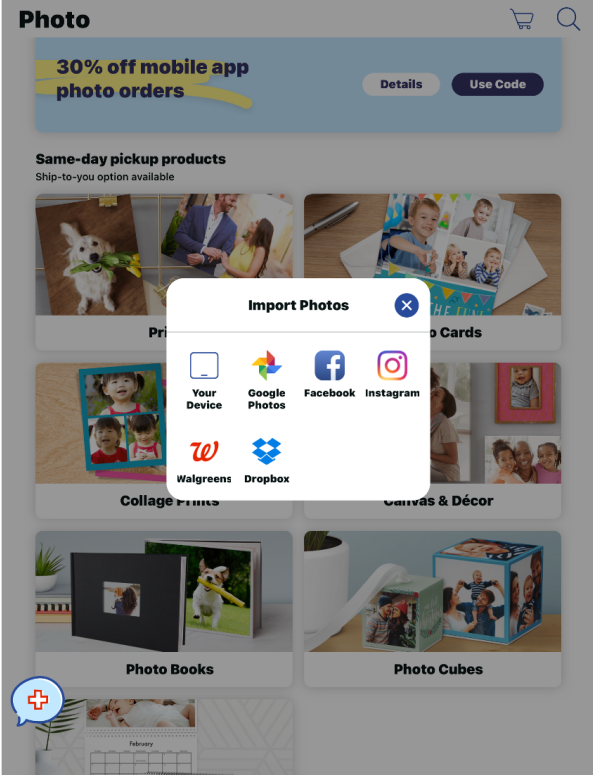


(646)758-6606

support@candootech.com
candootech.com

Step 2

Next, you will need to import the photos you want to include in the order from either your device or another saved location as seen in the screen below.



Once you have imported your photos for the order, proceed with the selection details and check out!

If you need additional help, call us at **646-758-6606** or email us at **support@candootech.com**