



(646)758-6606

support@candootech.com
candootech.com



Candoo How to **use Siri**

To print this guide, go to "File" and click "Print".

Table of Contents

What is Siri ?	2
How to set up Siri on the iPhone and iPad	3
How to set up Siri on a Mac	4
How to talk to Siri on the iPhone or iPad	6
What to ask Siri	10



(646)758-6606

support@candootech.com

candootech.com

What is **Siri**?

Siri is a built-in, voice-controlled personal assistant available for Apple users.

Siri is designed to offer you a seamless way of interacting with your iPhone, iPad, or Mac by you speaking to her and her speaking back to you- to find or do what you need.

You can ask her questions, tell her to show you something, or issue her with commands for her to execute on your behalf, hands-free.





(646)758-6606

support@candootech.com

candootech.com

How to set up Siri on the iPhone and iPad

Step 1

Navigate to the Settings app

Step 2

Tap to open Siri & Search

Step 2

Switch on Listen for "Hey Siri" if you wish to activate Siri using your voice, without pressing the side/home button.





(646)758-6606

support@candootech.com

candootech.com

How to set up Siri on a Mac

Step 1

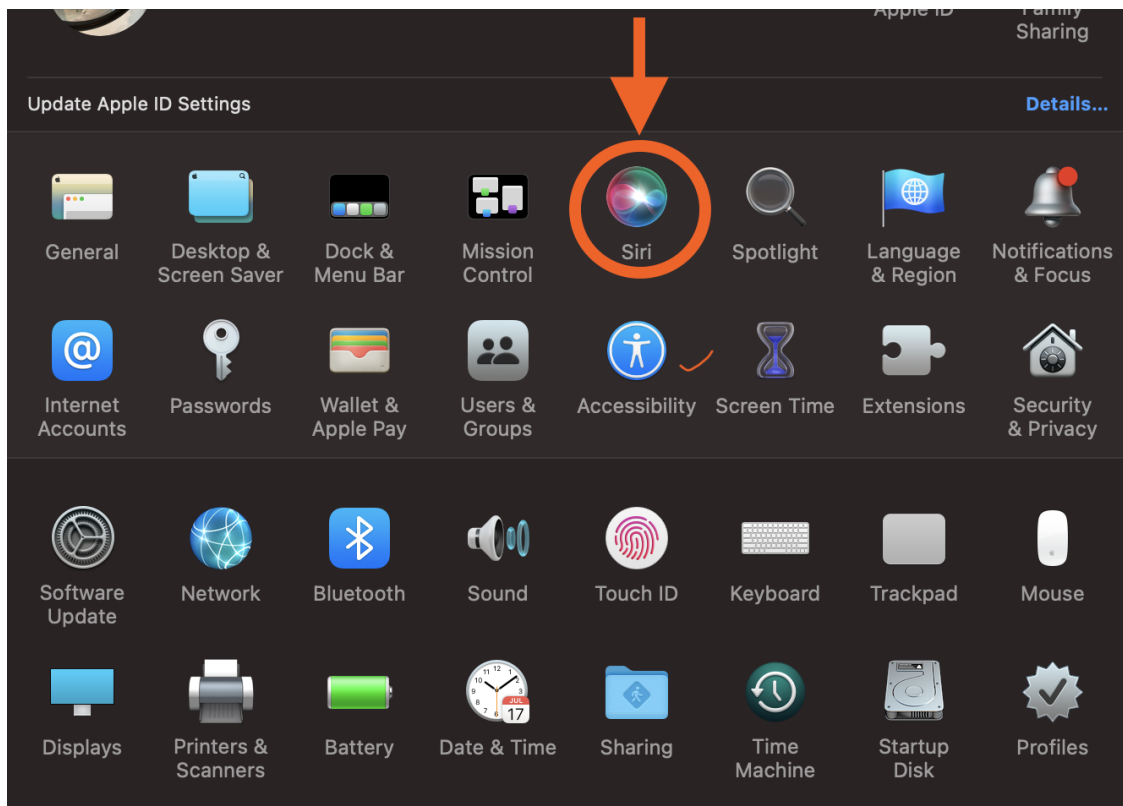
Navigate to the System Preferences by clicking on the Apple logo on the top left corner of your home screen

Step 2

Tap to open System Preferences

Step 3

Tap on Siri





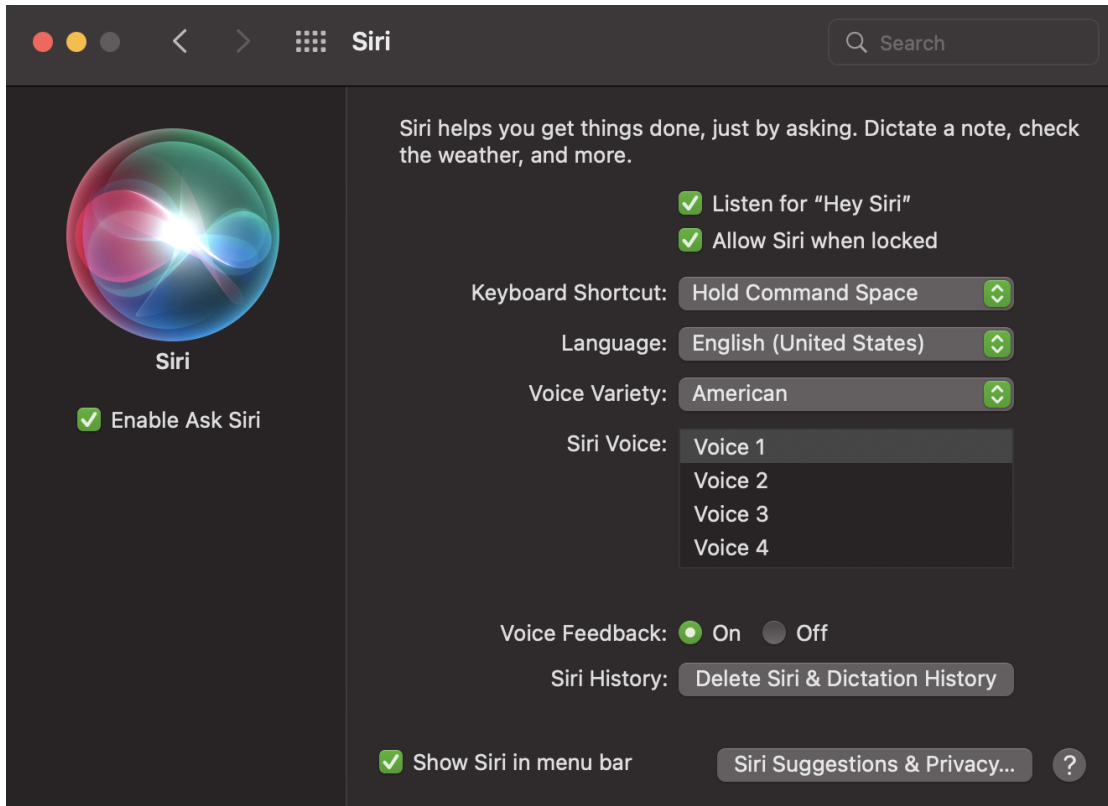
(646)758-6606

support@candootech.com

candootech.com

Step 3

Make sure Enable Ask Siri on the right-hand side is checked on.





(646)758-6606

support@candootech.com
candootech.com

How to talk to Siri on the iPhone or iPad

There are three ways you can trigger Siri:

- Press and hold the Side button (or Home button on older devices).
- Say "Hey Siri" (if set up)
- Use a Bluetooth headset, such as AirPods, AirPods Pro, and AirPods Max (requires additional accessories)

Pressing the Side button on the iPhone

- The Side button is located along the right-hand edge of your iPhone.
- Press and hold the Side button on your iPhone to open Siri.
- You may hear two quick beeps/vibrations and the Siri icon on the screen to tell you that Siri has woken up and is waiting for you to say something.



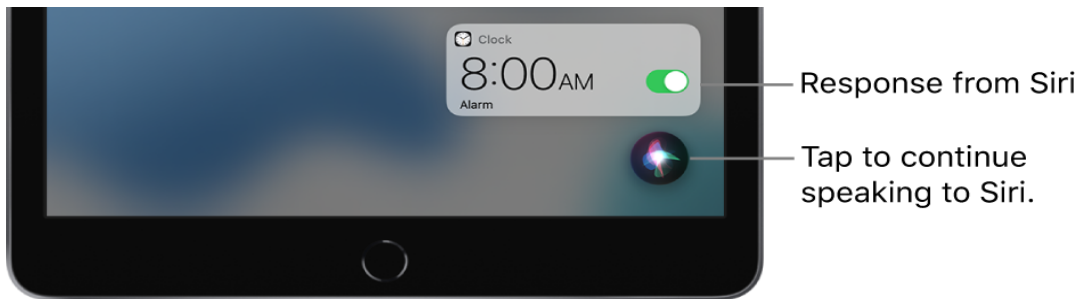


(646)758-6606

support@candootech.com
candootech.com

Activate Siri with a button on the iPad

- Press and hold the Home button
-For iPads without the home button, press and hold the Sleep/Wake button.
- When Siri appears, ask Siri a question or do a task for you.



Activate Siri with your voice

- Say "Hey Siri" to your device to activate Siri
- Immediately ask a question or speak a command
- The Siri Icon shows Siri is on and listening to your voice





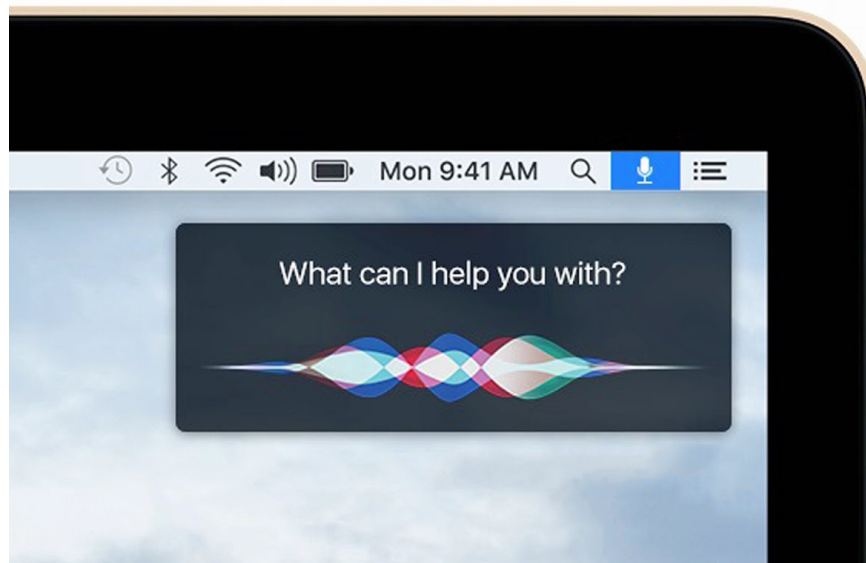
(646)758-6606

support@candootech.com

candootech.com

Activate Siri on a Mac

- To ask Siri, take any of these actions, then just say what you need.
- Click the Siri button in the menu bar, Dock, or microphone.





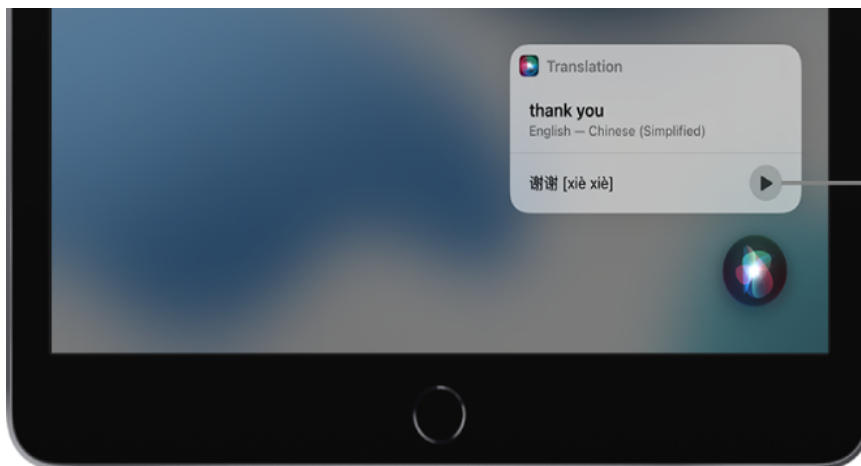
(646)758-6606

support@candootech.com
candootech.com

What to ask Siri

Find out what Siri can do

- Use Siri to quickly check facts, do calculations, or translate a phrase into another language. Say something like:
- “Hey Siri, what causes a rainbow?”
- “Hey Siri, what does a cat sound like?”
- “Hey Siri, what’s 5+13?”
- “Hey Siri, how do you say Thank You in Mandarin?”



Play the translation again.

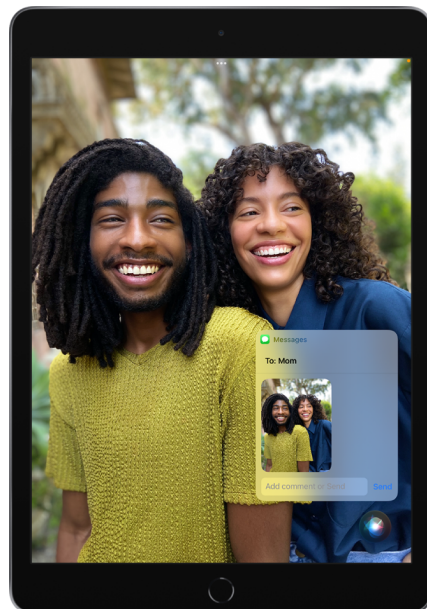
Use Siri with apps

- You can use Siri to control apps with your voice. Say something like:
- “Hey Siri, set up a meeting with Gordon at 9” to create an event in Calendar.
- “Hey Siri, add artichokes to my groceries list” to add items to Reminders.

- “Hey Siri, what’s my update?” (gives an update about local weather, news, your reminders, calendar events, and more)
- “Hey Siri, play the top 40 jazz songs.”

Use Siri to share information with contacts

- You can share on-screen things like a photo you’re looking at, a website you are on, content from Apple Music or Apple Podcasts, Maps locations, and more with people in your contacts.
- For example, when looking at a photo in your Photo library, say something like “Hey Siri, send this to mom” to create a new message with the photo.



If you need additional help, call us at **646-758-6606** or email us at **support@candootech.com**