



(646)758-6606

support@candootech.com

candootech.com



Candoo How To Use YouTube

To print this guide, go to "File" and click "Print".

Table of Contents

How to Search on YouTube.....2

How to Use YouTube Explore.....4

How to Play a Video.....6

How to Use the YouTube Navigation Menu.....8

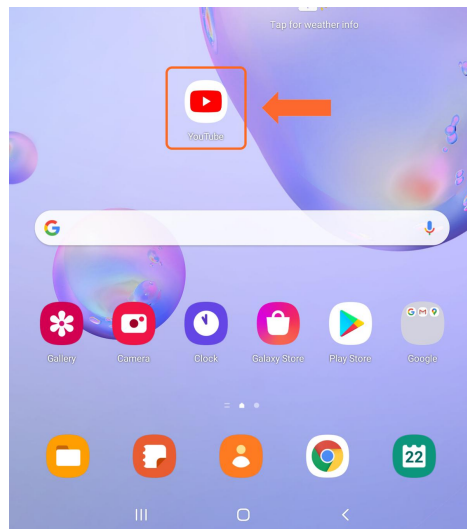
How to Use YouTube Subscriptions.....10

How to Upload a Video.....12

How to Search on YouTube

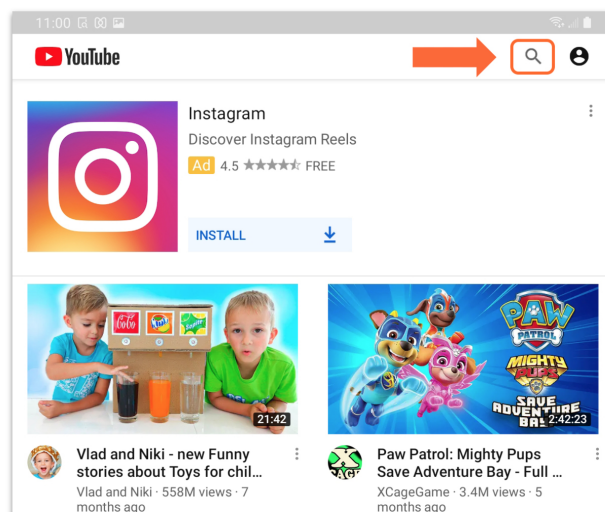
Step 1

Tap on the YouTube icon on your tablet's home page.



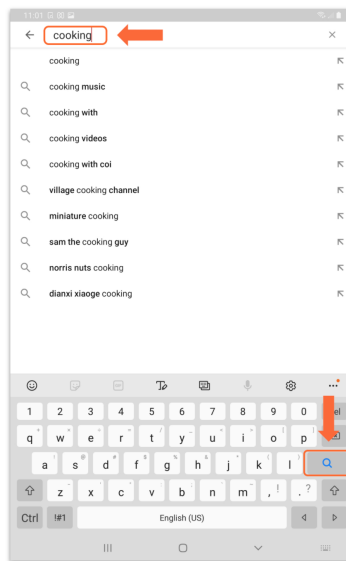
Step 2

In the top right corner, tap on the magnifying glass.



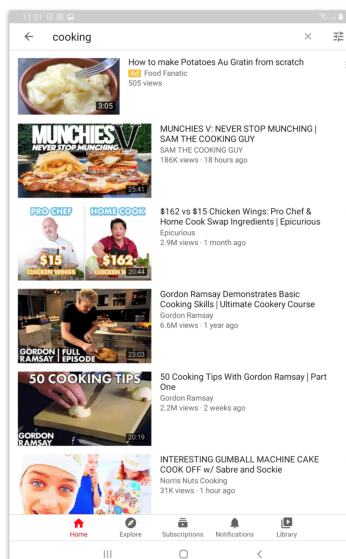
Step 3

Tap in the white search bar at the top of your screen. Your keyboard will appear and begin typing what you are looking for. When you are done typing, tap on the blue magnifying glass on your keyboard.



Step 4

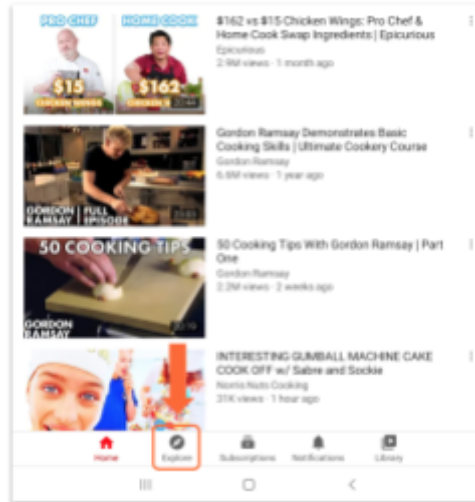
This will bring you to a page that shows all videos related to what you searched. If there's a video you want to watch, tap on it.



How to Use YouTube Explore

Step 1

On the YouTube navigation menu, tap on "Explore".



Step 2

This will take you to screen where you can pick from different categories like the image below. Tap on the category you want to explore.





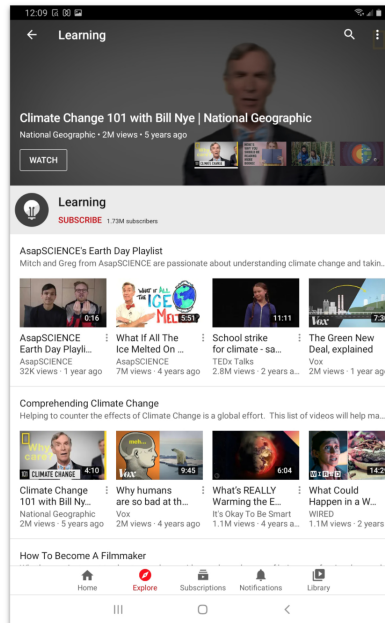
(646)758-6606

support@candootech.com

candootech.com

Step 3

This will bring you to a page where you can search for videos in the area of interest/category you selected. The image below shows you what the page may look like.





(646)758-6606

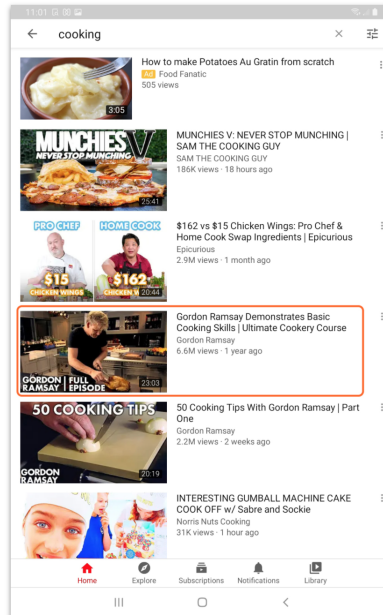
support@candootech.com

candootech.com

How to Play a Video

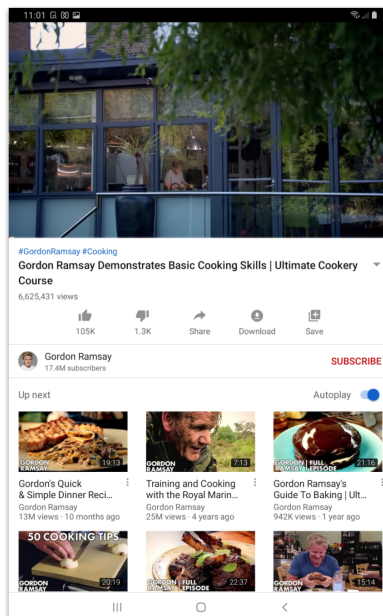
Step 1

Once you find a video you want to watch, tap on it.



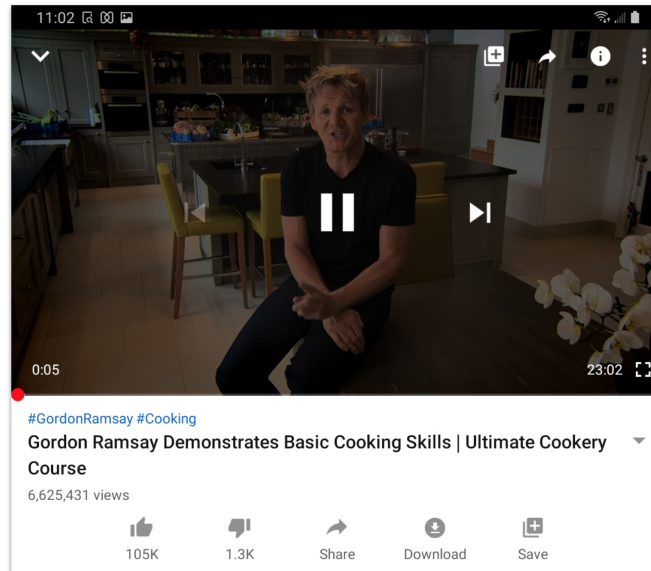
Step 2

It will bring you to a screen like this and the video will begin playing.



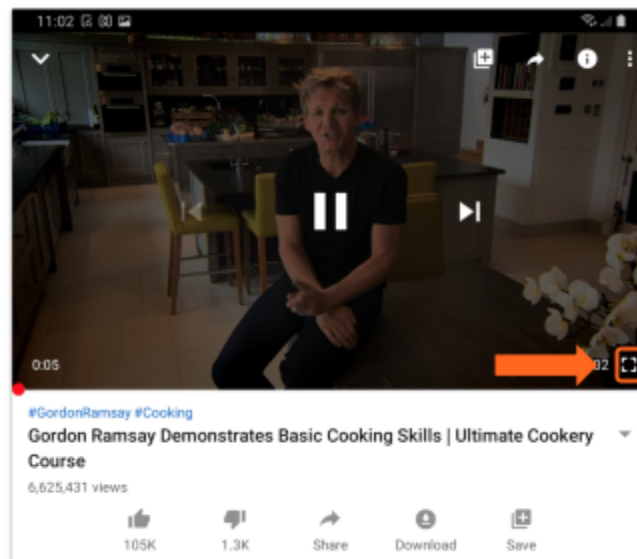
Step 3

To pause the video tap on the video and you will see the pause symbol appear. This indicates that the video has been successfully paused.



Step 4

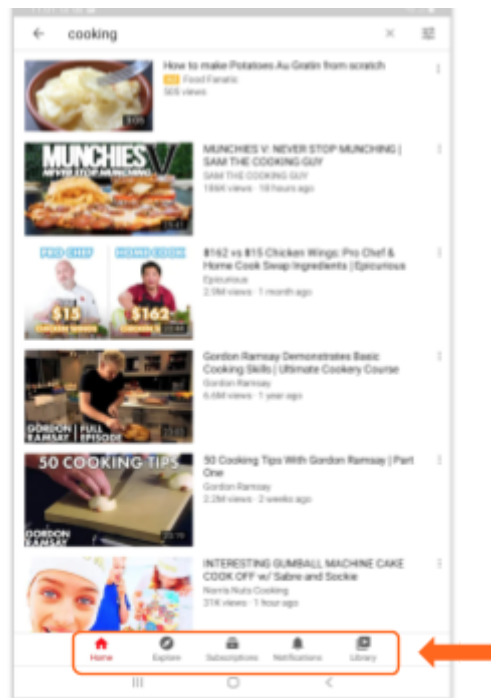
To make the video full screen, tap on the square in the bottom right corner of the video.



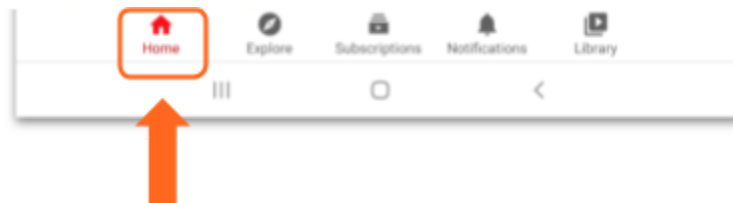
How to Use the YouTube Navigation Menu

Step 1

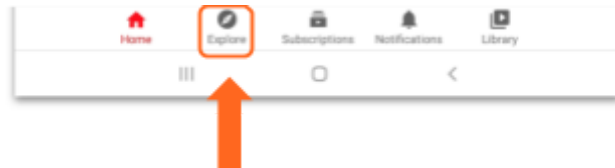
At the bottom of the YouTube home screen you will see a menu of different options.



The "Home" button is what you see when you open YouTube. If you ever want to return to this screen, tap the "Home".



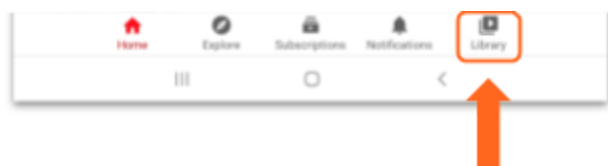
The “Explore” button shows you videos that are popular on YouTube. You can search through to find videos that are interesting to you.



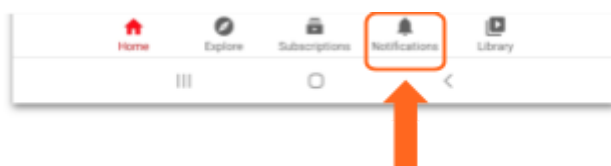
The “Subscription” button shows you the latest videos from any channel that you have subscribed to.



The “Library” button is where you can find things you have searched for, videos you have saved and other saved or recent information.



The “Notification” button allows you to view all the alerts you have received..





(646)758-6606

support@candootech.com

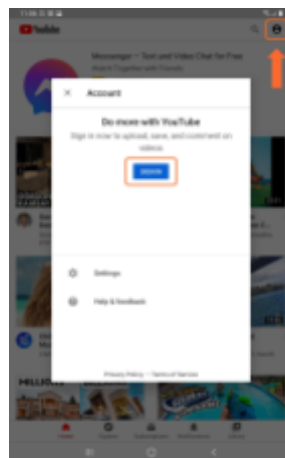
candootech.com

How to Use YouTube Subscriptions

By using YouTube Subscriptions, you can be alerted and notified when an account uploads and releases new content. It also allows you to easily see content from your favorite channels.

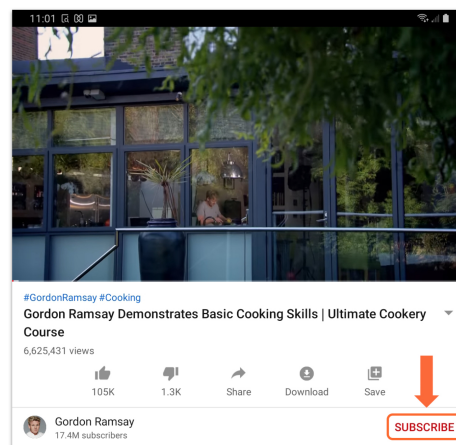
Step 1

Sign into your YouTube account by clicking on the person icon in the top right corner of your screen and tap "Sign In".



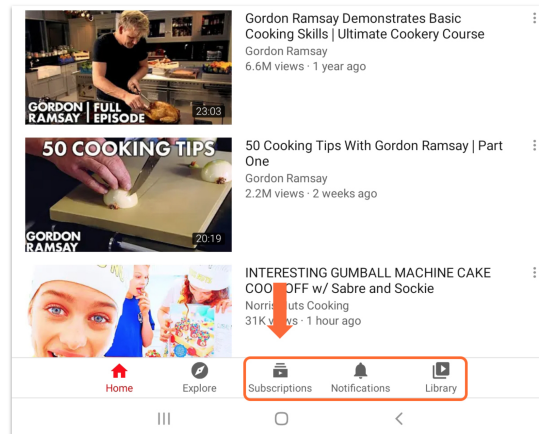
Step 2

If there is a video or channel that you would like to follow and get the latest updates, tap the red "Subscribe" button in the bottom right corner.



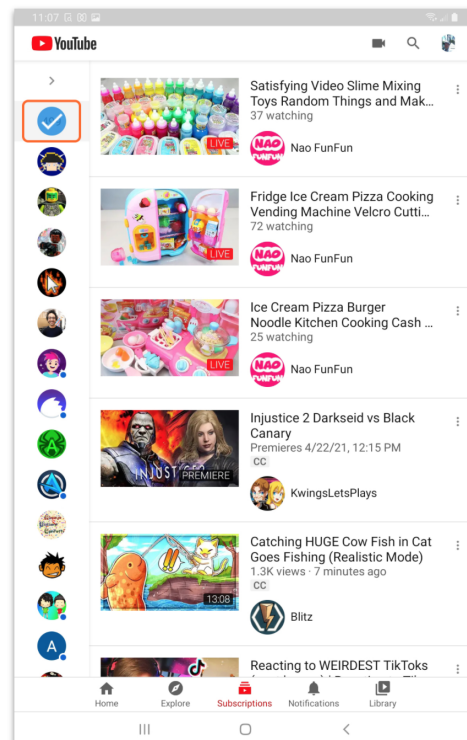
Step 3

To view all the YouTube channels you have subscribed to, tap on "Subscription" in the bottom navigation menu.



Step 4

This will bring you to a page where you can view all recent videos from your favorite YouTube channels.

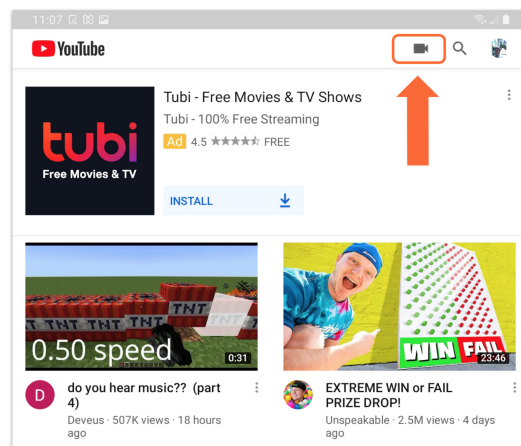


How to Upload your Own Video

To upload a video, you need to be signed into your YouTube account.

Step 1

Once you are signed into your account, tap on the “video” icon in the top right corner.



Step 2

Tap on “Record” to record your own video.

