



(646)758-6606

support@candootech.com
candootech.com

Candoo How To Log into Transforming Age Plus

To print this guide, go to “File” and click “Print”.

What is Transforming Age Plus.....1

How to Login.....2



(646)758-6606

support@candootech.com

candootech.com

What is Transforming Age Plus

Introducing Transforming Age Plus, the cutting-edge platform created by Transforming Age, dedicated to enriching communication and engagement between older adults. This feature-packed platform is custom-tailored to cater to the unique needs of Transforming Age residents. With Transforming Age Plus, residents gain access to a vibrant array of events and activities. Stay effortlessly up-to-date with impactful news and content, plus community news and announcements, delivered right to your fingertips. Through innovative networking features, the platform fosters social interaction, enabling residents to forge meaningful connections. Transforming Age Plus offers a new standard for how senior living communities connect, communicate, and thrive together in harmony.


How to Login

Step 1 – Visit transformingageplus.com to get started.

Step 2 – Sign Up by providing your **full name, email,** and **creating a password.**

Be sure to save your password securely for future access.

Click "Create Account." You will be prompted to verify your email address



transforming age plus

Sign Up

Cancel

Full name
Rachael

Email
rames@candootech.com

Password
.....

By Signing Up you agree to Transforming Age Plus's [Terms and Conditions](#)

Create Account

Already have an account? [Log In](#)

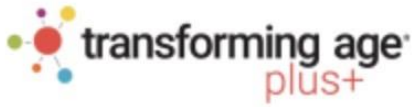
Candoo

(646)758-6606

support@candootech.com

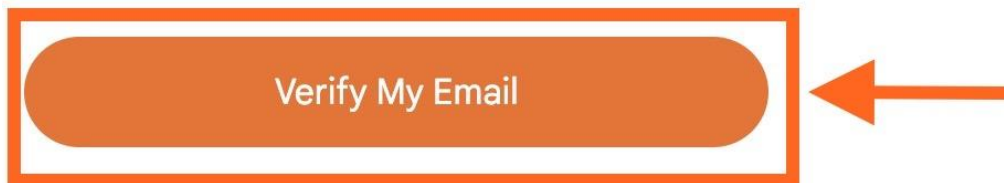
candootech.com

Step 3 – Check your email for a verification message and click on **"Verify My Email."**



Hello you're a click away

Click the button to verify our email and continue your journey with Transforming Age Plus.



Having trouble verifying, please contact at
support@transformingageplus.com

If you didn't request this email, you can safely ignore it.

Step 4 – You will be returned to the website to continue setting up your profile. **Click "Continue."**

The screenshot shows the Candoo website's profile setup interface. At the top, there is a navigation bar with the Candoo logo, a search bar, and user icons. The main content area features a welcome message for Rachael Ames, stating that her email is verified and providing instructions on how to complete her profile. A large orange arrow points to the 'Continue' button, which is highlighted with an orange border. Below the 'Continue' button is a link for 'Skip Profile Completion'. To the right, there is a vertical list of three profile completion steps: 'Personal Details', 'Interests', and 'Profile Picture', each with a corresponding numbered circle.

transforming age
plus+

Home Activities My Activities Living Options

Search

Welcome
Rachael Ames!

Your email is verified. Share this additional information to have an personalised view and be all set to use the application.(You can skip for now and update it later).

Continue

Skip Profile Completion

- 1 Personal Details
- 2 Interests
- 3 Profile Picture

Step 5 – Fill in the required information in the provided fields and click **"Next."**

The screenshot shows the 'Personal Details' section of a web form. On the left, a vertical progress indicator shows three steps: 1 (highlighted), 2, and 3. The form fields are: 'DOB' with a calendar icon, 'Gender' with radio buttons for 'Male', 'Female' (selected), and 'Other', and 'Zip' with a location pin icon. An orange arrow points from the progress indicator to the form fields. Another orange arrow points from the bottom of the form to a 'Next' button, which is also highlighted with an orange border.

transforming age place Home Activities My Activities Living Options Search

1 Personal Details

DOB

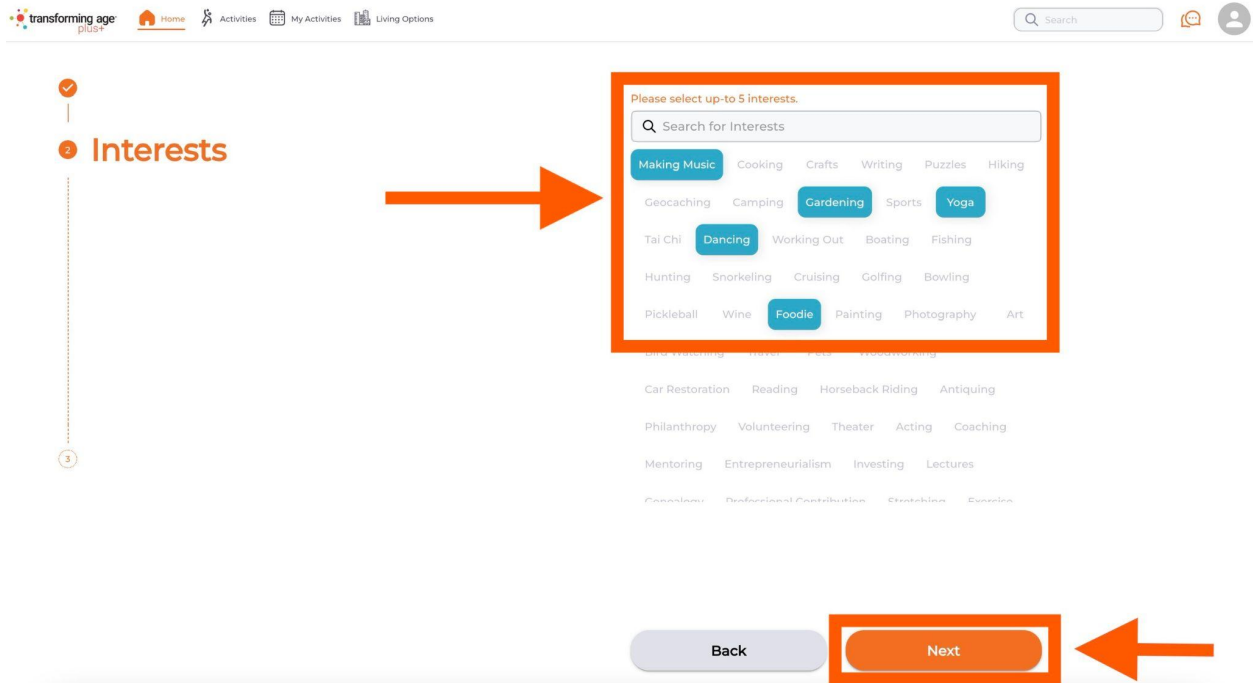
Gender

☐ Male ☒ Female ☐ Other

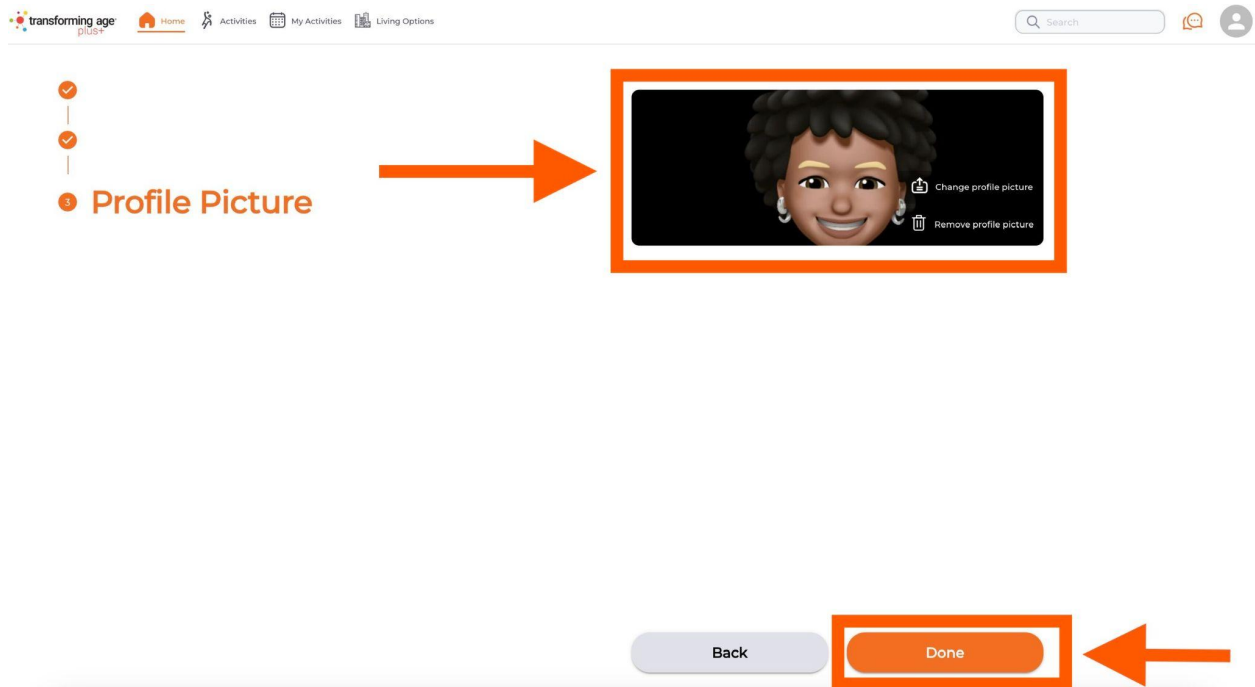
Zip

Next

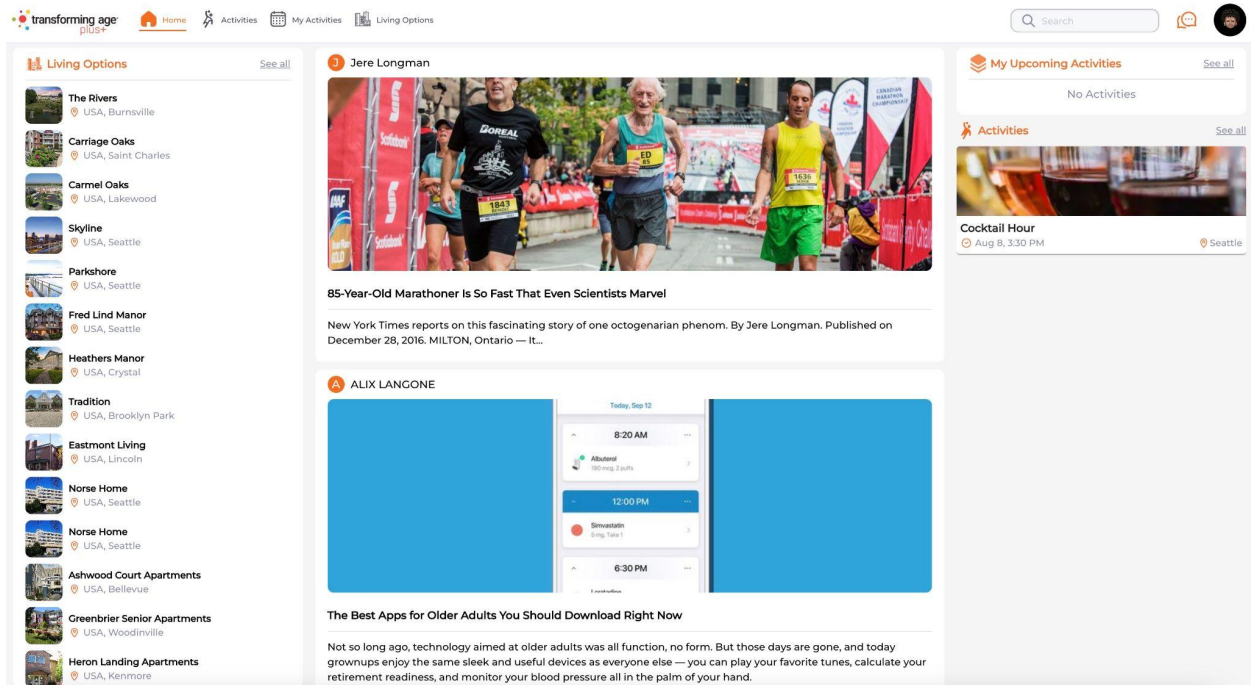
Step 6 – Choose five activities that interest you to create a unique experience. Click **"Next."**



Step 7 – Optionally, upload a profile photo to help other community members recognize you during communication. Click the **"Upload Profile Photo"** box, select the photo from your device, and choose **"Done."**



Step 8 – Now you'll be taken to the **home page** of Transforming Age Plus, where you can explore activities, articles, and living options.



By following these steps, you'll successfully sign up and set up your profile on Transforming Age Plus.

If you need additional help setting up and using Transforming Age Plus, you can contact Candoo Tech at 646-758-6606, support@candootech.com, or chat on our website www.candootech.com.